




Stella & Chewy's®

Tails of Tastiness

Raw & Raw-Inspired Recipes
for Dogs and Cats



Hello Pet Parent!

... and hello pet(s)! Although as of now, while we're writing this book, pets still can't read. Paws crossed for Volume 2.

We do know one thing for sure, you are quite the parent to your “floofer”, “borker”, “looongboi”, “purrito” or “loaf”. Because let's face it, who else would be reading a cookbook dedicated to hand-crafted recipes for their pet? You're absolutely and pawsitively obsessed with your furry one. And so are we.

Our founder, Marie Moody, is just like you. She was totally in love with her two rescue pups, Stella & Chewy, when she started this business 20 years ago. Chewy was sick and thanks to the advice of her vet, she tried feeding him a raw diet. Marie visited butcher shops all over Brooklyn, gathering the best ingredients for her furry kids. It gave her many more years with her beloved Chewy and kick-started her determination to get raw food in the homes of all pet parents.

And here you are! Wining and dining your best buddy with raw snackies. The benefits of raw feeding are endless: it helps to keep them at a healthy weight, maintains a shiny coat, supports stronger muscles, bone and joint health, and helps improve energy (hello, zoomies!). Give yourself a pat on the back Mom/Dad — you're giving them the best.

These recipes call for a variety of our products, which range from raw, oven-baked, gently cooked, wet, frozen and more, along with a few ingredients you most likely already have at home. The treats in this book have all been tested and tasted by our office pups and have been overwhelmingly gobbled up. We know the recipes are winners, the way any pet parent knows their pet loves their food: when it magically disappears as soon as it lands in their bowl or leaves your hands.

So... sit, stay and enjoy these scrumptious snacks for treat time or anytime! Here's to putting the bone in *bon appétit*.

♡ Stella & Chewy's



The Ingredients



Tasty Treats

Our all-natural treats come in a variety of shapes and flavors – from big and crunchy to small and chewy. Each treat is packed with delicious meaty flavor that will keep your pup coming back for more!

✓ Crav'n Bac'n Bites

✓ Just Jerky Bites

✓ Freeze-Dried Raw Wild Weenies

✓ Freeze-Dried Raw Coated Biscuits

Gently Cooked & Wet Food

Wholesome and nutritious, our wet food, bone broths and gently cooked meals are an easy way to add extra hydration and great nutrients to your dog's diet.

✓ Bountiful Bone Broth

✓ Gourmet Stew

✓ Gourmet Pâté

✓ FreshMade

✓ Stella's Shreds



Cat Food

Cat or kitten in the family? We've got you covered. Our food for felines is protein dense and mixed with the perfect amount of moisture to keep your cat healthy.

- ✓ Freeze-Dried Raw Dinner Morsels
- ✓ Carnivore Cravings Minced Morsels
- ✓ Carnivore Cravings Savory Shreds
- ✓ Marie's Magical Dinner Dust
- ✓ Raw Coated Kibble



Freeze-Dried Raw & Kibble

Stella & Chewy's freeze-dried raw dog food and kibble is made in the USA and mirrors your dog's ancestral diet. Feed as a complete and balance diet or use as a nutrient-packed raw topper to boost your dog's bowl.

- ✓ Marie's Magical Dinner Dust
- ✓ Freeze-Dried Raw Dinner Patties
- ✓ Grain Free Raw Coated Kibble
- ✓ Freeze-Dried Raw Meal Mixers

Pawty Time

Treats for birthdays, "gotcha days", holidays and pawsome parties of any kind!





Bountiful Beefy Biscuits

🕒 **Prep & Cook: 40 minutes**

🍪 **Makes: 10 biscuits**

🐶 **For dogs**

These biscuits are a fun way to show your pet that you love them like family — and they're just as easy to make as a batch of your favorite cookies.

2/3 cup Stella & Chewy's Bountiful Bone Broth Beef Recipe

1 locally sourced chicken egg, lightly beaten

2 cups whole wheat flour

3 tablespoons rolled oats

4 oz. plain cream cheese

2 oz. all-natural peanut butter*

Sprinkle of Stella & Chewy's Marie's Magical Dinner Dust Beef Recipe

Preheat oven to 350° F and line a baking sheet with parchment paper.

Gently whisk Bountiful Bone Broth and egg together. Slowly mix in whole wheat flour and oats until a dough forms. Roll out the dough on a lightly floured surface to approximately 1/4-inch thick. Cut out cookies with your favorite cookie cutters and transfer to the parchment lined baking sheet. Bake for 10 minutes.

While biscuits cool, mix together cream cheese and peanut butter*. Frost the biscuits and decorate with Marie's Magical Dinner Dust or your favorite Stella & Chewy's treats.

**Do not use peanut butter with Xylitol, a sugar substitute, as it is toxic to dogs.*



Stella & Chewy's
Only the good stuff

FREEZE-DRIED

RAW
COATED

SNITS



Snicker-Poodle Kiss Cookies

🕒 Prep & Cook: 20 minutes

🍪 Makes: 10 cookies

🐶 For dogs

Spread some holiday cheer to your four-legged friend (or delight them all year round) with our take on a classic wintertime cookie.

1 cup Stella & Chewy's Bountiful Bone Broth Beef Recipe

1 locally sourced chicken egg, lightly beaten

2¼ cups whole wheat flour

3 tablespoons rolled oats

10 Stella & Chewy's Freeze-Dried Raw Coated Biscuits Beef Recipe

Preheat oven to 350° F and line a baking sheet with parchment paper.

Gently whisk Bountiful Bone Broth and egg together. Slowly mix in flour and oats until a dough forms. Shape dough into 2-inch balls and place on the parchment lined baking sheet, about 2 inches apart. Press one Raw Coated Biscuit into the middle of each dough ball.

Bake for 5 minutes on the lower oven rack. Remove from oven and let cool for 10 minutes. Serve to your pup and enjoy the holidays together!



Crav'n Bac'n Chilled Pupcakes

🕒 Prep: 20 minutes

❄️ Freeze overnight

😊 For dogs

Creamy yogurt, tasty peanut butter and chewy bacon bites make for irresistible pupcakes that are perfect for any doggy celebration.

1 cup Stella & Chewy's Grain Free Raw Coated Kibble *Chicken Recipe*

¼ cup Stella & Chewy's Bountiful Bone Broth *Chicken Recipe*

2 cups plain nonfat Greek yogurt

½ cup peanut butter*

½ cup Stella & Chewy's Crav'n Bac'n Bites *Bacon & Chicken Recipe*

¼ cup Stella & Chewy's Marie's Magical Dinner Dust *Chicken Recipe*

**Do not use peanut butter with Xylitol, a sugar substitute, as it is toxic to dogs.*

Place 8 cupcake papers in a cupcake tin and set aside.

Combine Raw Coated Kibble and Bountiful Bone Broth in a food processor until coarsely chopped. Place 2 tablespoons of mixture at the bottom of each cupcake holder and pat down lightly to make a crust.

Dice ½ cup of Crav'n Bac'n Bites. In a large bowl, combine the yogurt, peanut butter* and diced Crav'n Bac'n Bites and mix thoroughly. Spoon approximately ½ cup of Crav'n Bac'n yogurt mixture into each prepared cupcake holder. Sprinkle each cupcake with Marie's Magical Dinner Dust and place in freezer overnight. Remove the paper wrapper and serve while still frozen.



Stellabration Pupsicles

🕒 Prep: 5 minutes

❄️ Freeze overnight

🐶 For dogs

Pupsicles are a refreshing treat for your dog, and can help him stay hydrated on hot days. We're sure your pup will go wild for these tasty frozen treats!

1½ cups Stella & Chewy's Bountiful Bone Broth *Chicken Recipe*

1½ cups Stella & Chewy's Marie's Magical Dinner Dust *Chicken Recipe*

In a large bowl, mix Bountiful Bone Broth and Marie's Magical Dinner Dust. Pour the mixture into a fun shaped silicone tray and freeze overnight.

Optional additions

Green Tree Pupsicles

In a food processor, purée sodium-free canned green beans and add to pupsicles base mixture. Pour into tree shaped silicone tray and freeze overnight.

Pumpkin Pupsicles

Add 100% pure pumpkin purée to pupsicles base mixture. Pour mixture into pumpkin shaped silicone tray and freeze overnight.



Stella & Chewy's
Only the good stuff
FREEZE-DRIED RAW
WILD FENIES
TREATS

RECYCLED
PLASTIC
PACKAGING

Ghost Weenies

🕒 Prep: 20 minutes

🍖 Makes: approx. 35 treats

🐶 For dogs

Trick or treat? More like treat and treat. Celebrate spooky season or *any* season with some special snacks to share with your dressed-up dog and his neighborhood pals!



1 – 3.25 oz. bag Stella & Chewy's Freeze-Dried Raw Wild Weenies, [any recipe](#)

1 cup plain Greek yogurt

5 Stella & Chewy's Just Jerky Bites, [any recipe](#)

Take a Wild Weenie and dip one end into the yogurt and place on a tray. Grab your Just Jerky Bite and tear or cut off crumb-like pieces. Place Just Jerky Bite crumb pieces to the yogurt-dipped Wild Weenies to look like eyes and a mouth.

Repeat with remaining Wild Weenies and freeze for one hour. Serve up and showcase your ghostliness!



Tummy Ticklin' Truffles

🕒 Prep: 15 minutes

♥ Makes: 10 truffles

🐱 For cats

Tantalize your tabby's taste buds with these turkey and chicken truffles bursting with irresistible meaty flavor!



¾ cup Stella & Chewy's Freeze-Dried Raw Dinner Morsels Tummy Ticklin' Turkey Recipe

1 – 2.8 oz. can Stella & Chewy's Carnivore Cravings Minced Morsels Chicken Recipe

1 – 2.8 oz. pouch Stella & Chewy's Carnivore Cravings Savory Shreds Chicken & Chicken Liver Recipe

Sprinkle of Stella & Chewy's Marie's Magical Dinner Dust Chicken Recipe

30 pieces Stella & Chewy's Raw Coated Kibble Chicken Recipe

In a food processor, blend ¾ cup of Freeze-Dried Dinner Morsels into a fine powder.

In a large bowl, mix together 1 can of Minced Morsels and 1 pouch of Savory Shreds. Slowly stir the Freeze-Dried Morsels powder into the wet mixture to make a dough.

Using your hands, roll the dough into small cat treat-sized balls and coat with Magical Dinner Dust. Top each truffle with 3 pieces of Raw Coated Kibble.

Canine Comforts

Classic cozy meals
to curl up with...
just like Grandma
used to make.





Chicken Doodle Soup

🕒 Prep & Cook: 15 minutes

🍲 Makes: 2 servings

🐕 For dogs

Nothing feels better on a cold winter day than chicken soup. This easy recipe will have your fur baby feeling warm from the inside out.

½ cup Stella & Chewy's Gourmet Stew Chicken, Carrot & Broccoli

1 cup Stella & Chewy's Bountiful Bone Broth Chicken Recipe

2 pieces Stella & Chewy's Just Jerky Bites Chicken Recipe

Pour ½ cup of Gourmet Stew into a small saucepan. Add Bountiful Bone Broth and lightly stir. Once combined, heat on low for 10 minutes until warm or leave at room temperature.

Garnish with two Just Jerky Bites. Serve, cuddle and enjoy!



Stella's Pup-kin Pie

🕒 **Prep & Cook: 50 minutes**

🍖 **Makes: 2 - 4-inch pies**

😊 **For dogs**

Pumpkin lovers rejoice! Now you can share your autumn festivities with the whole family. All pups are sure to enjoy this twist on a classic autumn dessert.

**1½ cups Stella & Chewy's Raw Coated Grain Free Kibble
Beef Recipe**

2 locally sourced chicken eggs

**¼ cup Stella & Chewy's Bountiful Bone Broth
Beef Recipe**

**1 – 12.5 oz. can Stella & Chewy's Gourmet Pâté
Beef & Lamb Recipe**

1 – 15 oz. can 100% pure pumpkin purée


**Sprinkle of Stella & Chewy's Marie's Magical Dinner Dust
Beef Recipe**

Preheat oven to 375° F.

In a food processor, pulse the Raw Coated Kibble to create a flour. In a medium sized bowl, mix the kibble flour, 2 eggs and Bountiful Bone Broth until reaching a thick consistency. Pour the mixture into a circular baking dish or oven-safe silicone mold and press evenly to create the crust.

For the filling, combine Gourmet Pâté and pumpkin purée and mix well. Pour on top of the kibble crust, filling the mold to the top. Smooth out the surface with a plastic spatula and sprinkle with Marie's Magical Dinner Dust. Bake for 35 minutes.

Remove the Pup-kin Pie from oven and let cool. Once cool, cut a slice from mold and serve. Refrigerate any uneaten slices!



Pawsome Jerky Stew

🕒 Prep: 15 minutes

🍲 Makes: 1-2 servings

🐶 For dogs

Who doesn't love a hearty beef stew, especially during cold winter months? Treat your dog to this tail-wagging tasty dinner or add as a savory topper!

1 – 12.5 oz. can Stella & Chewy's Gourmet Stew Beef, Green Bean & Sweet Potato

1 cup Stella & Chewy's Bountiful Bone Broth Beef Recipe

2 Stella & Chewy's Just Jerky Bites Beef Recipe


Pour Gourmet Stew into a mini Crockpot or small saucepan. Add 1 cup of Bountiful Bone Broth and stir. Heat on low for 10 minutes or leave room temperature.

Dice Just Jerky Bites to top the stew. Let the stew cool and serve!



Paw Rogis

 Prep & Cook: 50 minutes

 Makes: 24-30 treats

 For dogs

These delightful little dumplings are a pup-friendly version of Pierogis, a traditional Polish dish. They're just like Grandma would make, if Grandma was cooking for dogs.

**2 locally sourced chicken eggs,
lightly beaten**

1/3 cup water, plus more if needed

1/2 teaspoon kosher salt

1 1/2 cups whole wheat flour

**8 oz. Stella & Chewy's Gourmet Pâté
Beef & Lamb Recipe**

2 tablespoons olive oil

In a small bowl, mix beaten eggs, water and salt. Add egg mixture to flour and mix with a wooden spoon until well moistened. Knead the dough by hand until it's firm and well mixed. Add more water or flour if needed; dough should not be sticky. Cover with plastic wrap and let rest for 10 minutes to 1 hour.

Lightly flour your surface and roll the dough until it is approximately 1/8-inch thick. Cut out 3-inch circles using a cookie cutter or the rim of a drinking glass. Place 2 tablespoons of Gourmet Pâté in the center of the dough as the filling. Fold in half, press out any air and pinch closed by pressing the edges with a fork.

To cook the Paw Rogis, add the dumplings to salted boiling water. Boil in batches – do not add more than one layer so they have room to float. Remove dumplings when they float to the top, about 3–5 minutes.

Once they are boiled, transfer to a large skillet of hot olive oil and cook until lightly browned on each side. Let cool and serve!



Sloppy Joey

This recipe is named for one of our favorite office dogs, Joey. He requested a dish using his favorite Dinner Patties...and since he's in the Marketing Department, we had to oblige.

1 tablespoon **Stella & Chewy's Gourmet Stew Beef, Green Bean & Sweet Potato**

2 **Stella & Chewy's Freeze-Dried Dinner Patties Beef Recipe**

Put one Freeze-Dried Dinner Patty on a plate and top with 1 tablespoon of Gourmet Stew. Place the other Patty on top to create a sandwich and serve to your favorite pooch!

FreshMade Meatballs

🕒 *Prep & Cook: 45 minutes*

🍖 *Makes: 20-40 meatballs, depending on size*

🐶 *For dogs*

These dog-friendly meatballs are packed with gently cooked meat and veggies, making them a nutritious addition to any meal, or a decadent treat they'll go wild for!

1 – 16 oz. package of Stella & Chewy's FreshMade Beefy-Licious, thawed overnight in fridge

1 cup Stella & Chewy's Meal Mixers Beef Recipe, crumbled

1 locally sourced chicken egg

½–¾ cup of Stella & Chewy's Marie's Magical Dinner Dust Beef Recipe

Preheat oven to 350° F and line a baking sheet with parchment paper.

Drain the FreshMade pack and mix with the crumbled Meal Mixers and egg in a bowl, until evenly combined. Roll into 1-inch meatballs. Meatballs can be smaller or larger to suit your pup's size! Take the meatballs and gently roll them in Marie's Magical Dinner Dust until coated on all sides.

Place on the baking sheet and bake for 30 minutes. Cook time may vary depending on meatball size (less time for smaller meatballs, and more time for larger ones).

Cool fully before serving. Refrigerate leftovers up to 3 days or freeze them.



Stella & Chewy's

GOURMET C

Chicken C

100% Natural

Chicken Pup Pie

🕒 **Prep & Cook: 50 minutes**

🍗 **Makes: 4.5-inch pie or double
recipe for 9-inch pie**

🐶 **For dogs**

Pamper your pooch with the ultimate comfort recipe. Nothing says “I love you like my own human child” more than a crispy, meaty crust filled with tender chicken and flavorful veggies.

**1½ cups Stella & Chewy’s Raw Coated Grain Free Kibble
Chicken Recipe**

¼ cup Stella & Chewy’s Bountiful Bone Broth Chicken Recipe

1 to 2 – 12.5 oz. cans Stella & Chewy’s Gourmet Stew Chicken, Carrot & Broccoli Stew

2 locally sourced chicken eggs

Sprinkle of Stella & Chewy’s Marie’s Magical Dinner Dust Chicken Recipe

Preheat oven to 375° F.

In a food processor, pulse the Raw Coated Kibble to create a flour. In a medium sized bowl, mix the kibble flour, eggs and Bountiful Bone Broth until reaching a thick consistency. Pour the mixture into a circular baking dish or oven-safe silicone mold and press evenly to create the crust.

Pour the Gourmet Stew on top of the kibble crust. If extra filling is needed, use the second can. Fill the mold to the top and smooth out the surface with a plastic spatula. Sprinkle with Marie’s Magical Dinner Dust and bake for 35 minutes.

Remove from the oven and let the pie cool. Once cool, remove a slice from mold and serve. Refrigerate any uneaten slices.

Snack Magic

*Recipes for chillin' with
your furry companion.*





Stella & Chewy's
Only the good stuff
FREEZE-DRIED RAW
FRESH FOOD MIXERS
MIX INTO YOUR KIBBLE

Sweet Pepper Poppers

🕒 Prep & Cook: 10 minutes

🍌 Makes: 8 poppers

🐶 For dogs

These pup-friendly poppers will have your dog jumping for joy. What's not to like about a crunchy, creamy, bacony treat?

4 mini sweet peppers

4 oz. plain cream cheese

1½ oz. Stella & Chewy's Freeze-Dried Meal Mixers *Purely Pork Recipe*, crumbled or diced

Sprinkle of Stella & Chewy's Marie's Magical Dinner Dust *What's Shak'n Bac'n Recipe*

Cut the stems off of the mini sweet peppers. Slice each pepper in half lengthwise and remove the seeds and insides.

In a small mixing bowl, fold the cream cheese and crumbled Meal Mixers together. Fill each pepper with the cream cheese mixture. Top with Marie's Magical Dinner Dust for a delicious garnish and serve up!





Stella & Chewy's
Only the good stuff.

**CRAV'N
BACON BITS**

PUPPY & DUCK RECIPE
WITH REAL BACON INGREDIENT
FOR DOGS

Pâté Pupizza

🕒 *Prep & Cook: 30 minutes*

🍗 *Makes: 3 – 7-inch pizzas*

🐕 *For dogs*

Enjoying a night in? Cuddle up with your pup, some pizza, and binge-watch *The Barking Dead*, *Game of Bones* or any of your other favorite shows.

CRUST

2/3 cup Stella & Chewy's Bountiful Bone Broth Chicken Recipe

1 locally sourced chicken egg

2 cups whole wheat flour

3 tablespoons rolled oats

TOPPINGS

1 – 12.5 oz. can Stella & Chewy's Gourmet Pâté Duck & Chicken Recipe

1 – 2.8 oz. pouch Stella & Chewy's Stella's Shredrs Chicken & Duck Recipe

6 Stella & Chewy's Freeze-Dried Raw Coated Biscuits Duck Recipe

10 Stella & Chewy's Crav'n Bac'n Bites Bacon & Duck Recipe

1/4 cup Stella & Chewy's Marie's Magical Dinner Dust Duck Duck Goose Recipe

Preheat oven to 350° F.

Gently whisk Bountiful Bone Broth and egg together. Slowly mix in flour and oats to create a dough. Roll out the dough on a lightly floured surface, forming a small circular pizza crust.

Place the crust on a pizza pan and spread the Gourmet Pâté on the crust as the sauce. Add Raw Coated Biscuits, Crav'n Bac'n Bites, Stella's Shredrs, and Dinner Dust as toppings.

Bake for 10 minutes, until lightly golden brown. Cut the Pâté Pupizza into slices, let cool and serve!



Sea-licious Tuna Melts

🕒 Prep: 30 minutes

♥ Makes: 20 treats

🐱 For cats



Salmon and tuna and cod, oh my! What cat doesn't go wild for fish? Whip up these topped crackers to give your feline a special treat.

1 cup Stella & Chewy's Raw Coated Kibble Salmon Recipe

½ cup Stella & Chewy's Freeze-Dried Dinner Morsels Sea-licious Salmon & Cod

1 locally sourced chicken egg

½ tablespoon coconut oil

1 – 2.8 oz. pouch Stella & Chewy's Carnivore Cravings Savory Shreds Chicken & Tuna Recipe

Preheat oven to 375° F.

In a food processor, blend Raw Coated Kibble and Freeze-Dried Morsels to make a flour.

Mix kibble flour, egg and coconut oil together in a medium sized bowl. Dough will be thick. Roll out the dough and use a small fish-shaped cookie cutter to make crackers.

Bake for 10 minutes until crackers are golden brown. Let crackers fully cool. Spread ½ tablespoon of Savory Shreds on top of each cracker.



A Word on Safety

Our trusted veterinary expert asked us to tell you to feed these treats in moderation. So even when Felix and Milo beg for round two, save some leftovers for tomorrow. We've suggested specific proteins for each recipe, but get your chef's hat on and swap your pet's dislikes or allergens with their favorite flavors.

As you flip through the pages, you may be tempted to try some for yourself. You're not alone. We've considered it, too. They are human grade, and they look delicious, but save them for the fur babies. And speaking of, please only give dog recipes to dogs and cat recipes to cats.



Stella & Chewy's®

RAW & REAL PET FOOD